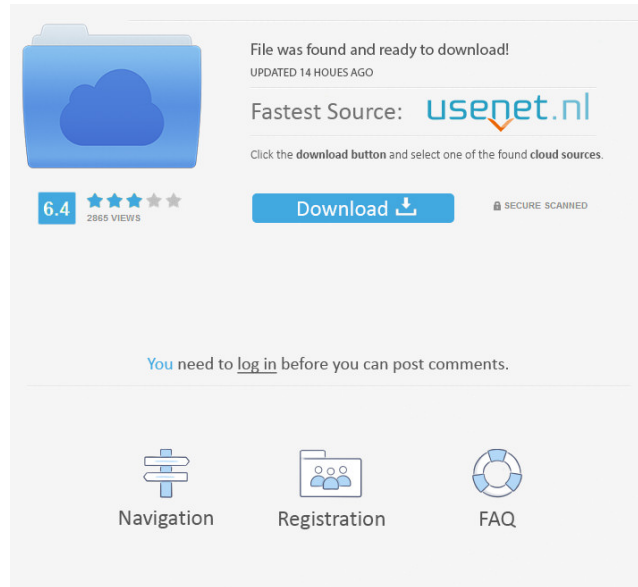

PolarShot Crack Activation Code [32|64bit] (Final 2022)





File was found and ready to download!
UPDATED 14 HOURS AGO

Fastest Source: [usenet.nl](#)

Click the **download button** and select one of the found **cloud sources**.

6.4 ★★★★★
2885 VIEWS

[Download](#)   SECURE SCANNED

You need to [log in](#) before you can post comments.

[Navigation](#) [Registration](#) [FAQ](#)

PolarShot Crack + Free Registration Code [Win/Mac]

PolarShot is a screen capturing utility that helps you capture any area of your screen. A single snap can show you anything on your screen such as text, windows, webpages or different programs. Just click the "snap" button to start capturing the area of interest, which can be any size you want. PolarShot Features: Highlighten your desktop with a professional desktop wallpaper Capture any section of the screen and set it as desktop wallpaper Capture all the open windows from your system Capture the state of your programs and save snapshots Capture your desktop when you log on or log off Create time-lapse videos Capture the region of your screen Capture your favorite websites and save them for future use Create multiple snapshots from the same image Supports JPG, PNG, GIF, TIF, BMP and TGA image formats Capture any section of the screen and save it as a wallpaper Capture the state of your windows when you log on or log off Capture a section of the screen and set it as your desktop wallpaper Capture the Windows taskbar and set it as your desktop wallpaper Capture the region of your screen Capture an open webpage Capture any size section of the screen Capture the state of your programs when you log on or log off Capture your desktop when you log on or log off Create time-lapse videos Capture multiple snapshots from the same image Capture any section of the screen Take a snapshot of the current desktop when you log on or log off Capture any area of the screen Capture and save webpages Create web pages that you can display on your desktop Capture your favorite websites and save them for future use Capture any size section of the screen Capture the current desktop when you log on or log off Capture the region of your screen Capture the taskbar when you log on or log off Capture the state of your programs when you log on or log off Capture the top of the screen when you log on or log off Capture the Windows taskbar when you log on or log off Capture any size section of the screen Capture a section of the screen Capture the current desktop when you log on or log off Capture the region of your screen Capture any section of the screen Capture the state of your programs when you log on or log off Capture the top of the screen when you log on or log off Capture any size section of the screen Capture the Windows taskbar when

PolarShot [Updated] 2022

KeyMACRO is a free macro recording program which offers you the ability to use custom defined keyboard shortcuts to automate repetitive tasks. KeyMACRO will record the keystrokes you make to the keyboard. After a recording is finished, you can add keystrokes, play the recording, skip forward or backwards and save your recordings to an EXE. Some keystrokes will be shown on the screen. Please see the following tutorial for more information: KeyMacro does not run on all Windows versions. Win 10 - 64 bit Win 8 - 64 bit Win 7 - 64 bit Win Vista - 64 bit Here is the tutorial on how to how to get someone to download and install a program of your choice. In this video you will learn how to get someone to download and install a program of your choice. How to get someone to download and install your program Downloading is the first step and that involves your very own website. In this tutorial, you will learn how to how to get someone to download and install your program for free. Step 1 - Selecting the download file When someone loads your website, it should show a list of the available downloads. You will see a button that says "Try". It doesn't matter which button you choose, but you will have to use the same button to get someone to download and install your program. You will also need to select a file that is on your website. Step 2 - Provide your own registration key Once your website visitor presses the "Try" button, they will need to enter their own registration key. This will help you to identify your website visitor. After entering their key, the website visitor will have successfully downloaded and installed your program. Step 3 - Collecting the success message When your visitor successfully downloads and installs your program, you will get a confirmation. You will need to use this confirmation message to get someone to download and install your program for free. Conclusion This method is the best method to use to get someone to download and install a program of your choice. You can get someone to download and install your program for free if you follow the steps mentioned above. Like in every tutorial on the channel, if you have any suggestions or questions, please comment below. How to get someone to download your Android APK Get someone to download your 1d6a3396d6

PolarShot Crack Activation Free For PC

KeyMacro is a utility for controlling and recording the hotkeys on your keyboard. It can store mappings for frequently used keys and let you record the hotkeys that you type most often. You can define single or multiple hotkeys, choose the mode (on-the-fly, stored, both). This software is also bundled with a clipboard manager (coppast) which lets you copy to and paste from the clipboard automatically. Simply use the hotkeys on your keyboard for this task. KeyMacro also allows you to save all the hotkeys you type on a file (name it as you wish) and execute them later (with one click). Supported file types are text (TXT), html (HHTML), xml (XML) and binary (BIN). If you need additional software and don't want to use it, you can uninstall it completely with only a few mouse clicks. No need to restart your PC. It works on all Windows versions from XP to Win10. Requirements: OS: Windows 2000/XP/2003/Vista/7/8/10 Screen resolution 1280 x 1024 pixels or higher (which is the minimum requirement) Keyboard: USB or PS/2 with 8 rows Language: English Other: If you are using a different language, please send me a note. I would like to hear your feedback. Please send me an email on rtaab@keymacro.com or use the form below: How do you like my software? I would be very happy if you give your feedback so that I can improve and make KeyMacro better! KEYMACRO Features: * Multiple Hotkeys Supported: On-The-Fly, Stored, Both. * Hotkeys can be grouped into different sets (set names) for easy handling. * You can set the hotkey to be repeated * You can set hotkeys to be associated with: Notepad, Internet Explorer, Outlook Express, Paint, notepad, calculator, menu, taskbar, [other], [all] * You can create your own KeySet to create your own mappings * You can have "Default" hotkeys added as well as "Custom" hotkeys * You can also create a "System" hotkey to repeat your "default" hotkeys * You can "star" and "unstar" your hotkeys * You can have a "KeyRing"

What's New in the?

]]> PolarShot makes it possible for you to easily take snapshots of different areas of the screen or the entire desktop. Delivered inside a lightweight package, this application does not require installation, which improves its accessibility. Adjustable capture area Ease of use is one of its main advantages, which alongside the simple layout of the interface and the intuitive options makes it suitable for any user. It displays a simple frame whose size is freely adjustable, offering you the possibility to enclose the area you want to capture with the help of your mouse. The capturing options are comprised inside a simple menu attached to the frame, which also shows you the exact size of the selected area and allows you to adjust the zoom level. You can capture the entire screen with just a click or use the selection tool to appoint the desired screen section. Supports popular output formats Once you selected the area to capture, taking the snapshot is just a matter of pressing a button. The application prompts you to choose the location where the pictures will be saved and the output format. Some of the most common file types are supported, namely JPG, BMP, PNG, TIF, TGA and GIF. Each time you take a new screenshot, PolarShot asks you whether you want to edit the output image or not and if your answer is yes, it automatically sends the snapshot to the default program assigned to perform such operations. A user-friendly capturing tool worth having around PolarShot is very easy to use and comes in handy to anyone who needs a quick and reliable screen capturing tool. Adding it some graphic editing capabilities (such as shadow or reflection effects, image watermarking options etc.) or implementing options for capturing opened windows or performing delayed actions could really add to its value. Description:]]]> PolarShot makes it possible for you to easily take snapshots of different areas of the screen or the entire desktop. Delivered inside a lightweight package, this application does not require installation, which improves its accessibility. Adjustable capture area Ease of use is one of its main advantages, which alongside the simple layout of the interface and the intuitive options makes it suitable for any user. It displays a simple frame whose size is freely adjustable, offering you the possibility to enclose the area you want to capture with the help of your mouse. The capturing options are comprised inside a simple menu attached to the frame, which also shows you the exact size of the selected area and allows you to adjust the zoom level. You can capture the entire screen with just a click or use the selection tool to appoint the desired screen section. Supports popular output formats Once you selected the area to capture, taking the snapshot is just a matter of pressing a button. The application prompts you to choose the location where the pictures will be saved and the output format. Some of the most common file types are supported, namely JPG, BMP,

System Requirements:

OS: Windows XP or newer Processor: 1 GHz processor Memory: 1 GB RAM Hard disk space: 5 GB Graphics: DirectX 9-compatible video card DirectX: DirectX 9.0c or newer Resolution: 720x480, 800x600 or 1024x768 Network: Broadband Internet connection Other: Applications and updates are available for free from Xbox Live Gold members in the Games on Demand section. If you've got an Xbox 360, you might be wondering what the big deal

<http://thingsforfitness.com/gmstudio-crack-mac-win/>

<https://vinculaholdings.com/matt-damon-movies-pack-2-crack-download-april-2022/>

<https://media1.ambisonic.se/2022/06/WinSecurityGate.pdf>

https://ayurmegha.com/wp-content/uploads/2022/06/LView_Pro.pdf

<https://vintriplabs.com/local-smtp-relay-server-2-440-crack-free-2022/>

http://chat.xumk.cn/upload/files/2022/06/LEpthXrhca6z5vBEPR6T_07_3eba284e8929e6bebb69fdd341980186_file.pdf

<https://livesound.store/ahead-pdf-password-remover-crack-mac-win/>

<https://armslengthlegal.com/wp-content/uploads/2022/06/Halftone.pdf>

<http://simmico.ca/2022/06/06/mrsid-plugin-in-for-arcgis-3d-analyst-crack-activator-win-mac/>

<http://tejarahworld.com/?p=5607>

<https://apliquickacademy.com/wp-content/uploads/2022/06/berange.pdf>

https://rollercoasterfriends.be/wp-content/uploads/2022/06/Selteco_FTP.pdf

<http://movingservices.us/?p=17042>

https://mentorthis.s3.amazonaws.com/upload/files/2022/06/ti2zdrG5kKXumBZdN3w1_07_3eba284e8929e6bebb69fdd341980186_file.pdf

https://tuscomprascondescuento.com/wp-content/uploads/2022/06/Time_Converter.pdf

<http://gomeztorrero.com/strongpasswords-ultimate-crack-torrent-free-download/>

<https://nashvilleopportunity.com/altasoft-pdf-reader-crack-lifetime-activation-code/>

<http://formeetsante.fr/richorpoor-crack-product-key-full-free-for-pc/>

<http://pixology.in/continuous-assessment-pro-mac-win/>

<https://www.anastasia.sk/tencoder-crack-keygen-for-lifetime-for-pc-updated-2022/>